



2010-2011 GMT Reports for District (or Undistricted) **District A 2**

GMT: TERRY GRAHAM

Location: ONTARIO

GMT CA: 2

CLUBS

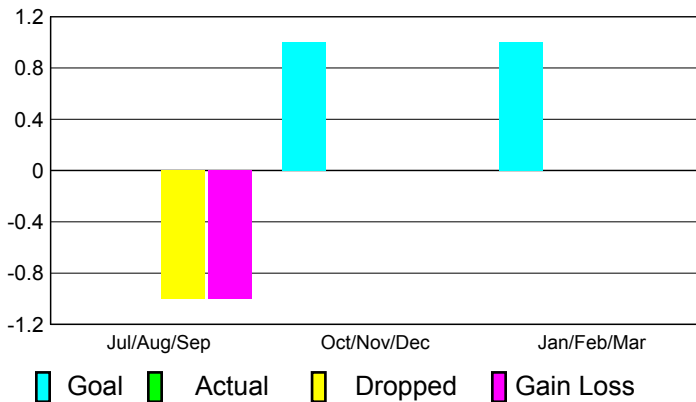
**Club Results
2010-2011**

**Clubs
2009-2010**

| Month | New Club Goal | Actual New Clubs | Actual Dropped Clubs | Gain/Loss of Clubs | Gain/Loss of Clubs |
|---------------|---------------|------------------|----------------------|--------------------|--------------------|
| Jul/Aug/Sep | 0 | 0 | -1 | -1 | 1 |
| Oct/Nov/Dec | 1 | 0 | 0 | 0 | 0 |
| Jan/Feb/Mar | 1 | 0 | 0 | 0 | 0 |
| Totals | 2 | 0 | -1 | -1 | 1 |

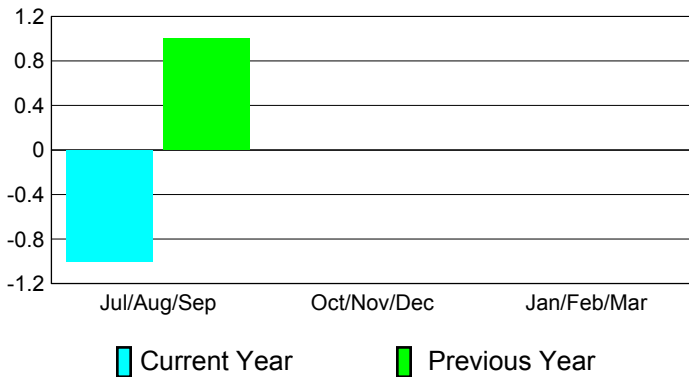
Club Results 2010-2011

Goal, New, Dropped, Gain/Loss



Comparison of Club Gain/Loss

Current Year Compared to the Previous Year



YTD Status Quo Clubs 2010-2011

Status Quo Clubs Compared to Status Quo Members



MEMBERSHIP

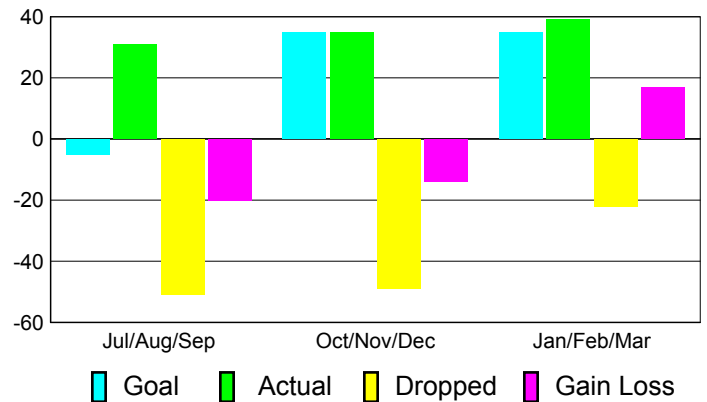
**Membership Results
2010-2011**

**Membership
2009-2010**

| Month | Net Memb Goal | Actual New Memb | Actual Dropped Memb | Gain/Loss of Memb | Gain/Loss of Memb |
|---------------|---------------|-----------------|---------------------|-------------------|-------------------|
| Jul/Aug/Sep | -5 | 31 | -51 | -20 | 9 |
| Oct/Nov/Dec | 35 | 35 | -49 | -14 | -2 |
| Jan/Feb/Mar | 35 | 39 | -22 | 17 | 8 |
| Totals | 65 | 105 | -122 | -17 | 15 |

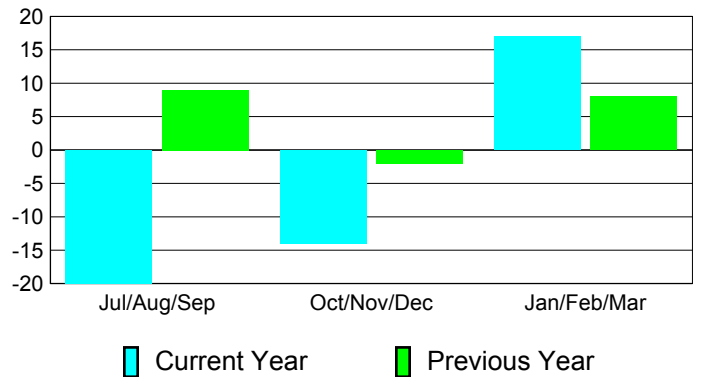
Membership Results 2010-2011

Goal, New, Dropped, Gain/Loss

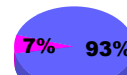


Comparison of Membership Gain/Loss

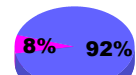
Current Year Compared to the Previous Year



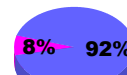
Gender Comparison 2010-2011



Jul/Aug/Sep



Oct/Nov/Dec



Jan/Feb/Mar

Male

Female